




Industrial-Duty, Electric-Powered, Belt-Drive Cold Water Pressure Washer with Cabinet Design



Industrial, Electric-Powered Cold Water Pressure Washer for Fast and Effective Cleaning Indoors and Outdoors

One of the most flexible series for cleaning indoors and outdoors is the Kärcher cabinet cold water pressure washer. This electric-powered line is industrial strength throughout, including a belt-drive Kärcher crankcase pump capable of processing hot water up to 180°F, industrial Baldor motor, and magnetic starter for operator safety. All models are ETL certified to rigid UL and CSA safety standards and come in a variety of electrical configurations, including 208V and 460V. And when portability, or outdoor use, is required it can be mounted on an optional wheel kit or cart.

- **Belt-Drive Pump 7-Year Warranty**
- **120V, 230V, 460V, 208V**
- **ETL Safety Certified**



Dimensions:
26"L x 20"W x 16"H

- Rugged, ventilated 16-gauge **steel cabinet** with epoxy, powder coat finish for all-weather protection; **vibration isolators** for long-life protection to frame and components
- Warning and **operating instructions** in three languages for owner liability protection
- Marine grade **rocker switch** wired to magnetic starter for additional operator safety
- Steel **wand** with quick-couple connectors for easy attachment of high-pressure nozzles

- **ETL certified** to the rigid UL-1776 and CSA safety standards
- Five conveniently mounted, quick-couple **spray nozzles** for varying fan spray
- Industrial-duty **Baldor motor** with ground fault circuit interrupter (GFCI) on single-phase models for operator protection
- Industrial-grade, tri-plunger, belt-drive Kärcher high pressure **pump** with forged brass head and ceramic pistons can accept hot water up to 180°F
- Notched **V-belts** and cast-iron **pulleys** reduce belt slippage and provide longer pump life
- Ergonomically designed high-pressure **trigger gun** for hours of fatigue-free cleaning
- 50' durable **wire-braid hose** rated for 3000 PSI has hose guard for burst protection and swivel crimp fitting for tangle-free washing
- Available factory upgrades including stainless steel cabinet, auto start/stop and hour meter

TYPICAL APPLICATIONS

- Agriculture
- Industrial
- Sidewalks, Stone
- Light Equipment
- Vehicles
- Roof, Gutters
- Home Siding
- Decks, Patios
- Fences, Porches
- Outdoor Furniture

WHY KÄRCHER



Kärcher is the most trusted name in pressure washers—a fact confirmed when Kärcher was the only brand

selected to clean the famous Mount Rushmore National Monument in 2005.

Founder Alfred Kärcher invented hot water pressure washing in 1950. Today, as the world's largest manufacturer of pressure washers, Kärcher is the recognized innovative leader in the industry with over 300 patents.

Model	Order No.	GPM	PSI	HP	Electrical	Amps	Pump	Ship Wt
HD 2.8/10 ST Ed B	1.575-300.0	2.8	1000	2	120V / 1	20	Kärcher KD	210 lbs
HD 4.2/20 ST Ea B	1.575-301.0	4.2	2000	6	230V / 1	29	Kärcher KM	285 lbs
HD 4.2/20 ST Eb B	1.575-302.0	4.2	2000	6	230V / 3	19	Kärcher KM	255 lbs
HD 4.2/20 ST Ec B	1.575-303.0	4.2	2000	6	460V / 3	11	Kärcher KM	260 lbs
HD 4.2/20 ST Eh B	1.575-305.0	4.2	2000	6	208V / 3	16	Kärcher KM	265 lbs
HD 3.5/30 ST Ea B	1.575-306.0	3.5	3000	7.5	230V / 1	36	Kärcher KM	330 lbs
HD 3.5/30 ST Eb B	1.575-307.0	3.5	3000	7.5	230V / 3	19	Kärcher KM	275 lbs
HD 3.5/30 ST Ec B	1.575-308.0	3.5	3000	7.5	460V / 3	11	Kärcher KM	270 lbs
HD 3.5/30 ST Eg B	1.575-309.0	3.5	3000	7.5	208V / 1	38	Kärcher KM	332 lbs
HD 3.5/30 ST Eh B	1.575-310.0	3.5	3000	7.5	208V / 3	23	Kärcher KM	271 lbs

YOUR AUTHORIZED KÄRCHER DEALER:



Kärcher Commercial Pressure Washers
www.karchercommercial.com
info@karchercommercial.com
888-805-9852 • Fax 800-248-8409